

# NIZAM COLLEGE



## ACADEMIC & ADMINISTRATIVE AUDIT 2018-19



# NIZAM COLLEGE

(Autonomous)

NAAC Reaccredited 'A' Grade & CPE Status  
Constituent College of Osmania University

Basheerbagh, Hyderabad - 500 001

Phone: 040-23234231 Fax: 040-23240806

E-mail : principalnizamcollege@gmail.com

Website: www.nizamcollege.ac.in

Date: 05-07-2018

No. ~~337~~/NCA/2018

## ORDERS

The Academic Administrative Audit Committee is hereby constituted with the following members. The Committee is to evaluate the performance of the departments and appreciate their achievements and give suggestions for further improvement of the quality of teaching, research, administration, curricular and extra-curricular activities.

1. Prof. L. B. Laxmikanth Rathod  
Principal, Nizam College

Chairman

2. Dr. Avinash Jaiswal  
Head, Department of Hindi, Nizam College

Member

3. Prof. R. Nageshwar Rao  
Director, IQAC, Osmania University

Member

4. Prof. C. Venugopal Rao  
Director, Directorate of Academic Audit, Osmania University

Member

5. Prof. C. Ganesh  
Director, PGRRCDE, Osmania University

Member

6. Prof. Sriram Venkatesh  
Director, UFRO, Osmania University

Member

PRINCIPAL

Academic & Administrative Audit  
2017-2018  
Format-I (Institutional Data)  
**COLLEGE PROFILE**

1	Name of the College, URL of Website, email and Phone number	<p>NIZAM COLLEGE  <a href="mailto:principalnizamcollege@gmail.com">principalnizamcollege@gmail.com</a>  <a href="http://www.nizamcollege.ac.in">www.nizamcollege.ac.in</a>  Phone: 040-23240807  Fax: 040- 23240806</p>		
2	Name of the Principal, email & Mobile Number	<p>Prof. Syed Rahman  <a href="mailto:principalnizamcollege@gmail.com">principalnizamcollege@gmail.com</a>  9246521145</p>		
3	Name of the Vice-Principal, email & Mobile Number	<p>Dr. Bala Brahmachary  <a href="mailto:sbbchary10@gmail.com">sbbchary10@gmail.com</a>  9290048551</p>		
4	Name of the IQAC Coordinator, email & Mobile Number	<p>Dr. A. Krishnam Raju  <a href="mailto:iqacellnizamcollege@gmail.com">iqacellnizamcollege@gmail.com</a>  9849145743</p>		
5	Year of Establishment & details of land available if any	<p>01/01/1887  20.47 Acres  Build-up area: 48562.3 sq. meters</p>		
6	Affiliating University & AISHE CODE	<p>Osmania University  AISHE ID: C-25476 (Enclosure – I)</p>		
7	NAAC Grade with Cycle, Accredited Year & CGPA ( Status of preparation if not Accredited)	<p>Cycle</p> <p>1</p> <p>2</p>	<p>Date</p> <p>20-05-2005</p> <p>10-03-2012</p>	<p>Grade</p> <p>B++</p> <p>A</p>
8	UGC Recognition (2f & 12 B)	<p>Yes ( 01-06-1972) (Enclosure – II)</p>		
9	College Working Hours( if shift system mention details of both shifts & give reasons for shift system)	<p>09 am to 05 pm</p>		
10	No. of Posts Sanctioned: 95 (Enclosure – III)	Regular Working: 54	Contract Working: 191	Guest Working: 00

- 11 Course wise & year wise Students strength particulars  
(Proforma enclosed)

Proforma Enclosed (Enclosure – IV)

#### I-CURRICULAR ASPECTS

Item	Status ( Give Details, not just Yes/No)	Impression of Academic Advisor along with grade A(Good)/B(Satisfactory)/C (poor) after Observation	Recommendation/ Suggestions by Academic Advisors
12 Implementation of Annual Institutional Plan	Yes	A	
13 Departmental Annual Curricular Plans	Yes	A	
14 Whether the above two circulated among Students?	Yes	B	
15 College Activity Register 2017-18	Yes	A	
16 College Calendar/College Magazine ( <b>Enclosure – V</b> )	Yes	A	
17 Add-on Courses (Department-wise) completed during 2017-18	Yes	A	
18 Add-on Courses (Department-wise) in 2017-18	1. PG Diploma in Psychological Counselling 2. Dip. in Development Management Studies and Development Research Methodologies	A	



		Correctional Administration 4. Dip. in Translational, functional and Communicative Hindi 5. Dip. in Human Resource Management 6. Dip. in E-commerce and Web Designing 7. Certificate In Human Relations and Personality Development	
19	Coverage of Syllabus (Average Percentage)	100 %	A
20	Teaching of Value added courses (HVPE & Foundation Courses & Cluster Electives)	1. Human Values and Ethics 2. Environmental Science 3. Multi-disciplinary Skills 4. Inter-disciplinary Course (16 Courses) i) Disaster Management ii) Indian economy iii) Indian society and social change iv) Marketing communication v) Basic of personal investments vi) History, culture and tourism vii) An introduction to	A

		<ul style="list-style-type: none"> <li>x) Biotechnology</li> <li>xi) Clinical microbiology</li> <li>xii) Space science</li> <li>xiii) Vermiculture and vermicomposting</li> <li>xiv) Clinical biology</li> <li>xv) Computer networks and communications</li> <li>xvi) Forensic palynology</li> </ul>	
		5. Language pool	
		<ul style="list-style-type: none"> <li>i. Telugu</li> <li>ii. Sanskrit</li> <li>iii. Arabic</li> <li>iv. Persian</li> <li>v. Hindi</li> <li>vi. Urdu</li> <li>vii. French</li> </ul>	
21	No. of New UG & PG Courses introduced in 2017-18	6. Reasoning & aptitude	
		UG	A
		1. Language pool	
		<ul style="list-style-type: none"> <li>i. Telugu</li> <li>ii. Sanskrit</li> <li>iii. Arabic</li> <li>iv. Persian</li> <li>v. Hindi</li> <li>vi. Urdu</li> <li>vii. French</li> </ul>	
		2. Reasoning & Aptitude	

	Whether feedback on curriculum was obtained from stake holders and analyzed	Yes (Enclosure – VI)	A	
<b>II-TEACHING, LEARNING &amp; EVALUATION</b>				
24	Student admissions-Cut off marks and % of SC,ST, BC, minority and OC students admitted(Group wise) in 2017-18	UG admission are done by TSCHE <a href="https://dost.cg.gov.in/">https://dost.cg.gov.in/</a>  PG admission are done by OU <a href="http://oucet.ouadmissions.com/OU CET/OU CET_Home Page.aspx">http://oucet.ouadmissions.com/OU CET/OU CET_Home Page.aspx</a>	A	
25	Social-economic status of students enrolled (Group wise and Year wise) in 2017-18	OC: 108 BC: 600 SC: 248 ST: 112 Others: 345	A	
26	Demand Ratio (Group wise)	Enclosure – VII	A	
27	Percentage of differently abled students (Divyangjan) on roll	1.53%	A	
28	Percentage of full time teachers against sanctioned posts in 2017-18	56.84%	A	
29	Student - Full time teacher ratio	35.6%	A	
30	Number of days from the date of last semester-end/ year-end examination till the declaration of results in 2017-18	49 Days	A	
31	Teaching Diaries & Teaching Plans in Prescribed Formats	Yes	A	

33	Average percentage of teachers using ICT for effective teaching with Learning Management Systems (LMS), E-learning resources etc.	52.82%	B	use ICT Encourage all faculty to use ICT
34	Co-Curricular Activities (College level)	16	A	
35	Seminars/conferences/workshops organised in 2017-18	International Conferences : 02 National Seminar : 01 College Level : 01	B	
36	Academic Competitions ( College Level & Above)	Literary, Sports and Cultural activities are organized every year	A	
37	Conduct of Internal Examinations-Internal assessment	UG: One Internal Assessment for 10 marks in each Semester PG: Two internal Assessment for 15 marks & 1 Assignment for 5 marks in each Semester	A	
38	Teacher wise result analysis (MARCH/APRIL -2017 & SEP/OCT/NOV- 2017)	Initiated	C	
39	Pass percentage of students (Group wise) in 2017-18	<b>List Enclosed</b> <b>(Enclosure – VIII)</b>	A	
40	Percentage of students undertaking field projects / internships	100 %	A	
41	Remedial Classes	Yes.	B	
42	Conduct of Bridge course	Yes (Business English)	A	
43	Feed back on Teachers by Students and its analysis	Yes <b>(Enclosure – IX)</b>	A	



### III. RESEARCH, INNOVATIONS AND EXTENSION

45	Is the College a Recognized Research Centre	Yes	A	
46	No. of Research Guides in the College	29	A	
47	No. of Research Scholars working for M.Phil & Ph. D	00 (No admissions in 2017-18)	-	
48	Major/Minor/Other Research Projects	Major: Ongoing: 04; Sanctioned : 01 Minor: Completed: 01; Ongoing: 02; Sanctioned : 07	A	
49	Research Papers Published in 2017-18 ( SCOPUS, Web of Science , ICI )	71	A	
50	<b><u>Papers Presented in 2017-18 (International/ National/ State )</u></b>	Resource Person: 19 Presented: 106	A	
IV. INFRASTRUCTURE AND LEARNING EXPERIENCES				
51	Books Published in 2017-18	Books (ISBN): 15 Books (Without ISBN): 6 Chapters in Edited Books : 11	A	
52	Seminars/Workshops/ Training Programme Conducted in 2017-18 (International/ National/ State )	Seminars: 04 Workshops: 05	A	
53	Record of Consultancy in 2017-18	No	C	Encourage the departments to Initiate consultancy activities
54	Whether the Institution has created an ecosystem for innovation including incubation centre and other initiatives for transfer of knowledge	Yes	A	

Intellectual Property Rights (IPR), Industry-Academia Innovative practices			
56	Record of MoUs in 2017-18	List Enclosed(7) (Enclosure – X)	A
57	Record of Subject/Department Related Extension Activities	Yes	A
58	Number of extension programmes conducted in the neighbourhood community to sensitize the students	5	A
59	Number of extension programmes conducted in collaboration with Community/NGOs through NSS/NCC/Red Cross/YRC etc.,	15	A
60	Details of students participating in extension activities with Government Organisations, Non-Government Organisations and programs such as Swachh Bharat, ODF, Aids Awareness, Gender Issue, UBA etc	Yes(1340 students)	A
61	Number of awards and recognition received for extension activities from Government/ recognised bodies	07	A
<b>IV-INFRASTRUCTURE AND LEARNING RESOURCES</b>			
62	Number of Class rooms, Labs and computing equipment	Classrooms : 87 Seminar Halls : 11 Labs : 57	A
63	Facilities for sports, games (indoor, outdoor, gymnasium, yoga centre etc.) and cultural activities	Yes. All are made available for the students	A
64	classrooms and seminar halls with ICT - enabled facilities such as smart class, Virtual Class Room, LMS, etc.	26	B
65	Budget allocated for infrastructure augmentation	45.06 Lakhs	A
66	Library is automated using Integrated Library Management System &NDL	Yes	A

67. Expenditure on purchase of books, journals, e-books, e-journals and other knowledge resource for library enrichment			
68	Does college has e-Journals, e-books, e-ShodhSindhu, Shodhganga membership and Databases	Yes	A
69	Expenditure for purchase of books and journals in 2017-18	0.84 Lakhs	B
70	Percentage per day usage of library by teachers and students including Logins for INFLIBNET	23.16%	A
71	Student-Computer ratio	12.9 : 01	B
72	Wifi in the campus	Yes	A
73	Updation of IT facilities	Yes	A
74	Expenditure incurred on maintenance of physical facilities and academic support facilities excluding salary component	1.71 Lakhs	A
75	Established systems and procedures for maintaining and utilizing physical, academic and support facilities laboratory, library, sports complex, computers, classrooms etc	Yes	A
<b>V-STUDENT SUPPORT AND PROGRESSION</b>			
76	Average percentage of students benefited by scholarships by the Government in 2017-18	(2856) 57.62%	A
77	Average percentage of students benefited by scholarships by the Institution in 2017-18	(69) 1.55% Provided for Differently Abled students	A
78	Average percentage of students benefited by guidance for competitive examinations and career counseling offered by the institution in 2017-18	(147) 5.87%	A

80	Student grievances Structure, redressal mechanism & Periodicity	Yes	A	
81	Number of capability enhancement and development schemes conducted (like Career guidance, Remedial coaching etc.,)	05	A	
82	Percentage of student progression to higher education	3.61	B	Maintain a strong database of ex-students
83	No of students qualifying in state/ national/ international examinations (like NET, SLET, GATE, Civil services, state government etc.,)	12	B	Maintain a strong database of ex-students
84	Number of awards/medals for outstanding performance in sports/cultural activities	04	A	Encourage students to take active part in sports and cultural activities
85	Presence of an active Student Council & representation of students on academic & administrative bodies/committees of the institution	Yes	A	
86	Records of significant achievements in Sports & Games	Yes	A	
87	Number of sports and cultural activities / competitions organised in the Institution in 2017-18	16	A	
88	Alumni contribution in 2017-18 (In Rs)	5 Crores	A	
89	Number of Alumni Association / Chapters meetings held in 2017-18	01	A	
90	Record of Anti Ragging cell	Yes	A	
91	Maintenance of drinking water	Yes	A	



# VI-GOVERNANCE AND LEADERSHIP

93	Staff Council Register	Yes	A	
94	Functioning of Committees in Administration ( Minutes of meetings)	Yes	A	
95	Awards/Achievements	YES	B	Can be improved
96	Use of ICT in Governance	Yes	A	
97	Perspective/Strategic plan and deployment documents	Yes	A	
98	Organizational structure of the Institution	Yes	A	
99	Implementation of e-governance in Planning and Development, Administration, Finance and Accounts, Student Admission and Support, Examination	Yes	A	
100	Percentage of teachers provided with financial support to attend conferences / workshops and towards membership fee of professional bodies in 2017-18	0.83%	B	Teachers may be encouraged to participate in Conferences by providing financial support
101	Number of professional development / administrative training programs organized by the Institution for teaching and non teaching staff in 2017-18	02	A	
102	Percentage of teachers attended professional development programs(Orientation Program, Refresher Course, Short Term Course etc.) in 2017-18	7.53	A	
103	Orientation Program, Refresher Course, Short Term Course attended by the faculty	16	A	
104	Funds / Grants received from non-government bodies, individuals, philanthropers in 2017-18	0.4 Lakhs	A	

106	Participation in NIRF-2017	No		Try to participate in NIRF
107	IQAC activities & maintenance of records, (Action Plan/Minutes of Meeting/Proof of submission of AQAR to NAAC/Activity register etc)	Yes	A	

#### VII-INSTITUTIONAL VALUES AND BEST PRACTICES

108	Percentage of power requirement of the Institution met by the renewable energy sources	38.22 %	A	
109	Waste Management steps taken	Yes	A	
110	Rain water harvesting structures and utilization in the campus	Yes	A	
111	Facilities for Differently abled (Divyangjan) (ramp, scribe for examination etc.,)	Yes	A	
112	Green Practices (plastic free campus, green landscaping, LED Lighting etc.,)	Yes	B	
113	Record of best/innovative practices by the institution	Yes	A	
114	College Activity Register 2017-18 & Hard Copy of AQAR 2016-17 (should be available with the Principal & Placed in College Website)	Yes	A	
115	The number of classes (per week) taken by the Principal	06	A	
116	Research projects/Publications/ study material developed in 2017-18 by the Institution (Should be available in college website)	Yes	A	

116 Research projects/Publications/ study material developed in 2017-18 by the Institution (Should be available in college website)

Yes

A

### College Grading – 'A'

1 Prof. LB Laxmikanth Rathod, Principal, Nizam College

2 Dr. Avinash Jaiswal, Vice-Principal

Signature




Signatures of Academic Advisors

#### Members – Academic And Administrative Audit

1 Prof. R. Nageshwar Rao, Director, IQAC, Osmania University


2 Prof. Sriram Venkatesh, Director, UFRO, Osmania University

3 Prof. C. Ganesh, Director, PGRRCDE, Osmania University

4 Prof. C. Venugopal Rao, Director, Directorate of Academic Audit, Osmania University


**DIRECTOR**

University Foreign Relations Office  
Osmania University,  
Hyderabad-500 007,  
Telangana State, India




**DIRECTOR**


P.G.R.R. Centre For Distance Education  
Osmania University,  
HYDERABAD - 500 007.



**PRINCIPAL**  
NIZAM COLLEGE O.U.,  
HYDERABAD - 500 001,



**Vice-Principal**  
Nizam College (O.U.)  
Basheerbagh, Hyderabad.



**DIRECTOR**  
P.G.R.R. Centre For Distance Education  
Osmania University,  
HYDERABAD - 500 007.



**DIRECTOR**  
University Foreign Relations Office  
Osmania University,  
Hyderabad-500 007,  
Telangana State, India