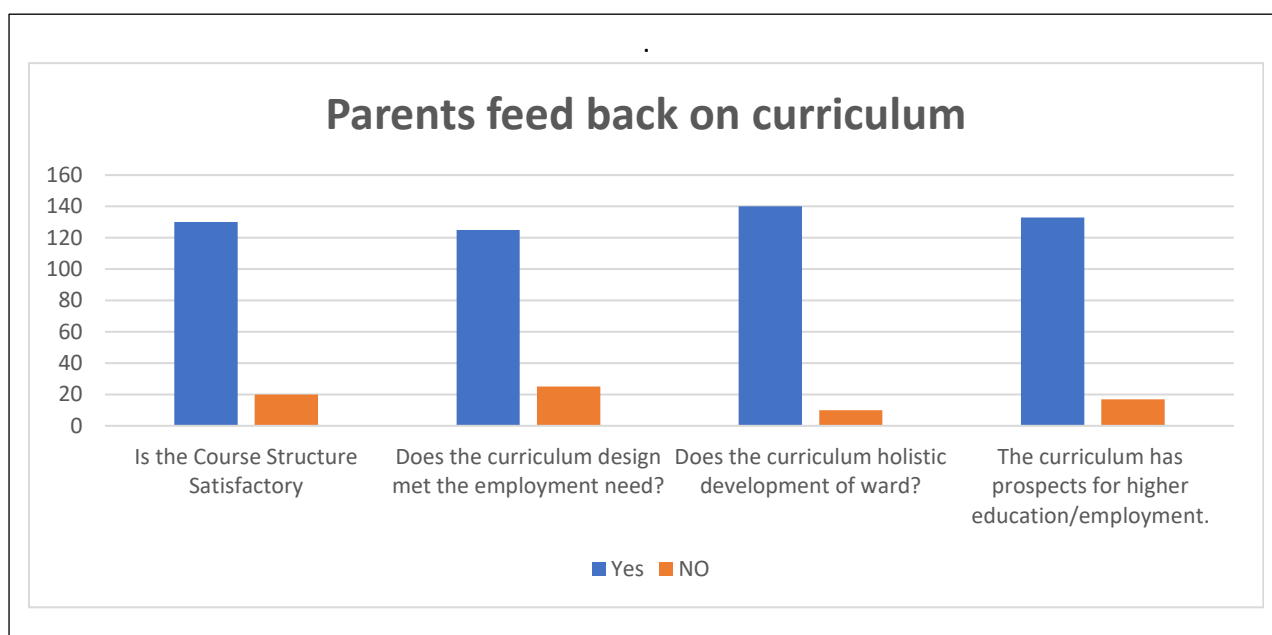


1. Parents feed back on curriculum

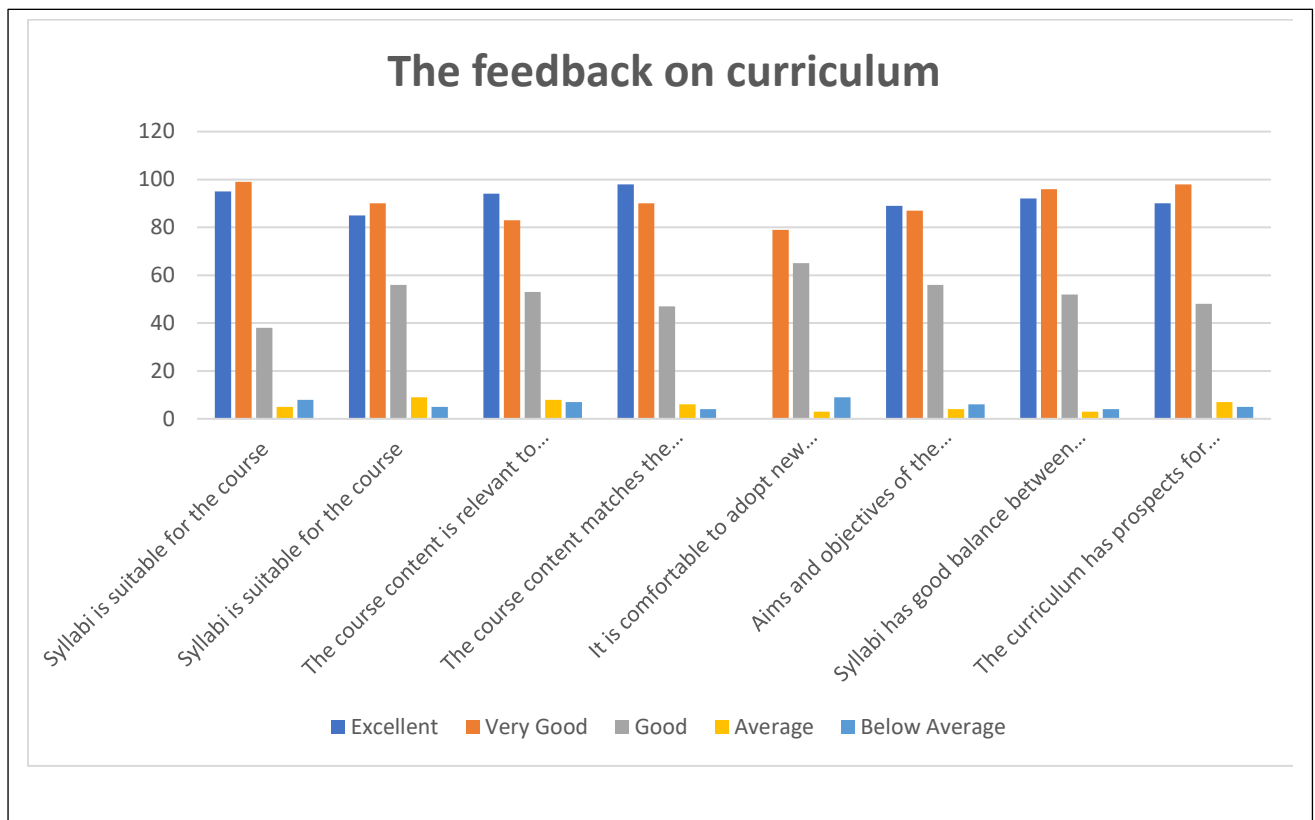
S.No	Question	yes	No	% of yes
1	Is the Course Structure Satisfactory	130	20	86.67
2	Does the curriculum design met the employment need?	125	25	83.33
3	Does the curriculum holistic development of ward?	140	10	93.33
4	The curriculum has prospects for higher education/employment.	133	17	88.67



2. The feedback on curriculum

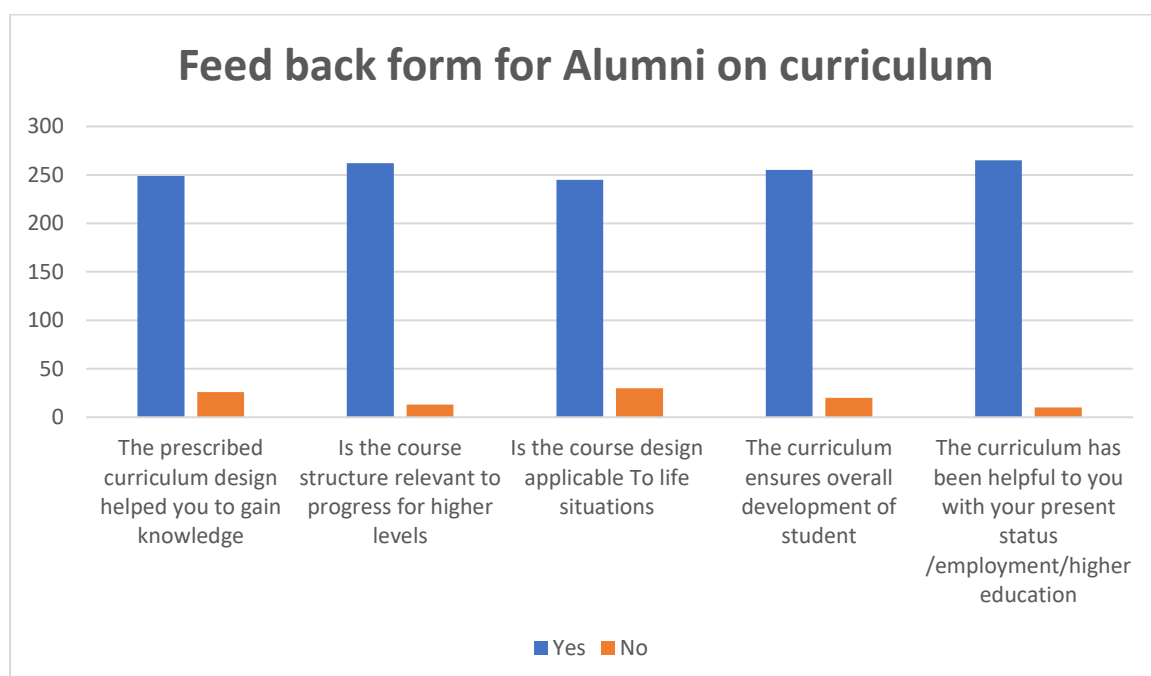
S.No	Question	Excellent	Very good	Good	Average	Below Average	Total	% excellent, very good, and good
1.	Syllabi is suitable for the course	95	99	38	5	8	245	94.6%
2.	Curriculum is having good academic flexibility	85	90	56	9	5	245	94.2%

3.	The course content is relevant to course outcome	94	83	53	8	7	245	93.8%
4.	The course content matches the needs of all levels of learner	98	90	47	6	4	245	95.9%
5.	It is comfortable to adopt new pedagogical teaching techniques in the stipulated time period as planned for curriculum transaction	89	79	65	3	9	245	95.1%
6.	Aims and objectives of the syllabus are well defined and clear	92	87	56	4	6	245	95.9%
7.	Syllabi has good balance between theory and application	90	96	52	3	4	245	97.1%
8.	The curriculum has prospects for higher education/employability	87	98	48	7	5	245	95.1%



3. Feed back form for Alumni on curriculum

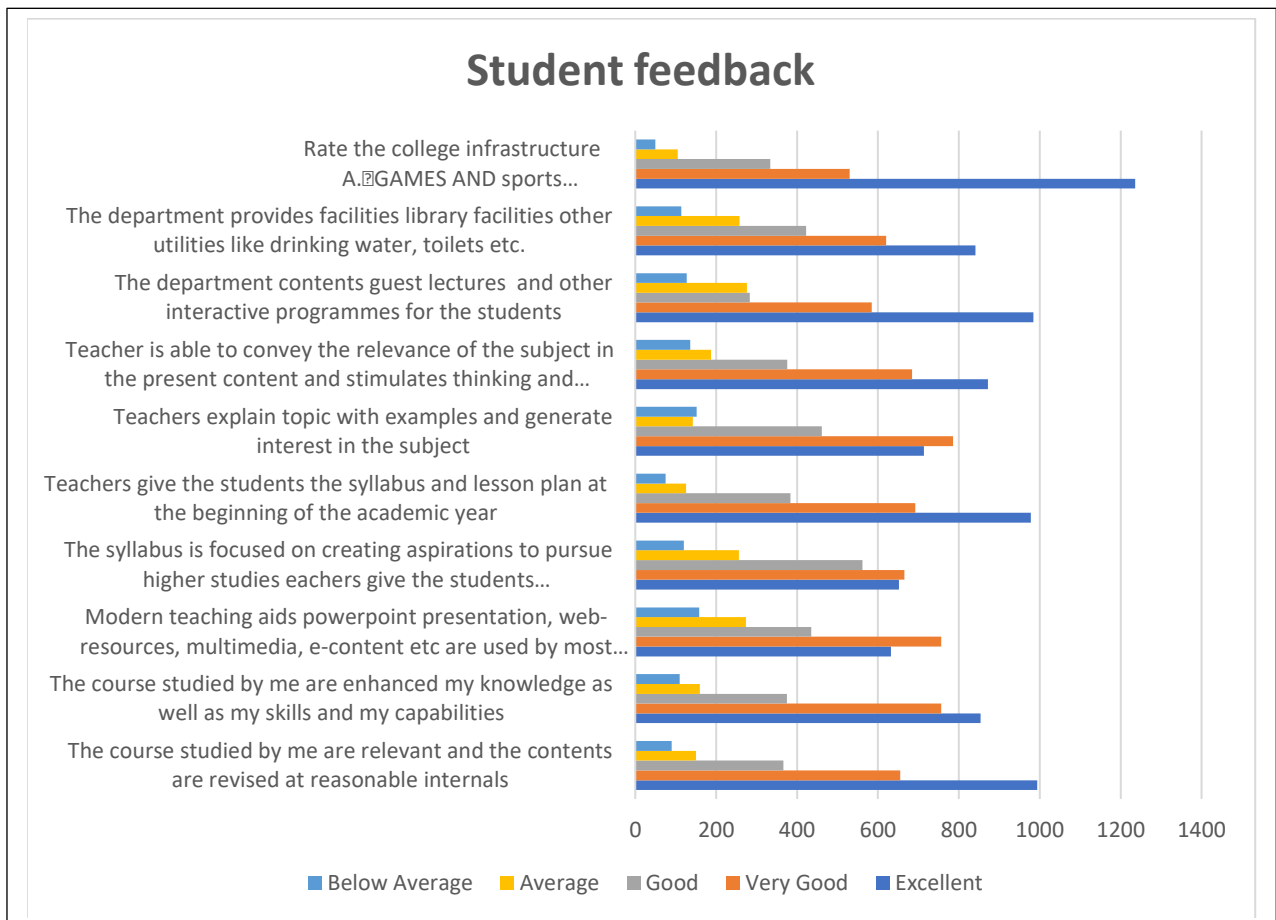
S.No.	Questions	Yes	No	% of Yes
1.	The prescribed curriculum design helped you to gain knowledge	249	26	90.5%
2.	Is the course structure relevant to progress for higher levels	262	13	95.2%
3.	Is the course design applicable To life situations	245	30	89%
4.	The curriculum ensures overall development of student	255	20	92.7%
5.	The curriculum has been helpful to you with your present status /employment/higher education	265	10	96.3%



4. Student feedback

S.No	QuestionS.No	Excellent	Very Good	Good	Average	Below Average	Total	Percentage (Excellent & Very Good & Good)
1.	The course studied by me are relevant and the contents are revised at reasonable intervals	994	655	366	150	90	2255	89.3%
2.	The course studied by me are enhanced my knowledge as well as my skills and my capabilities	854	756	375	160	110	2255	88.0%
3.	Modern teaching aids powerpoint presentation, web-resources, multimedia, e-content etc are used by most of the teachers while teaching	632	756	435	274	158	2255	80.8%
4.	The syllabus is focused on creating aspirations to pursue higher studies eachers give the students the syllabus and lesson plan at the beginning of the academic year	652	665	562	256	120	2255	83.3%
5.	Teachers give the students the syllabus and lesson plan at the beginning of the academic year	978	692	384	126	75	2255	91.0%
6	Teachers explain topic with examples and generate interest in the subject	714	786	461	142	152	2255	86.9%
7.	Teacher is able to convey the relevance of the subject in the present content and stimulates thinking and	872	684	376	187	136	2255	85.6%

	develop thinking leadership skills							
8.	The department contents guest lectures and other interactive programmes for the students	984	585	283	276	127	2255	82.1%
9	The department provides facilities library facilities other utilities like drinking water, toilets etc.	841	620	422	258	114	2255	83.5%
10.	Rate the college infrastructure A. GAMES AND sports B. Extra curricular C. Placement cell D. Wi-fi facilities E. Examinations system F. Hostel and mess G. Medical facilities	1236	530	334	105	50	2255	93.1%



5. Non-Teaching staff feedback

S.No	Question	yes	no	% of yes
1	Is communication skills training provided?	209	6	97.2%
2.	Is technical training provided?	210	5	97.6%
3.	Is the institution providing special reservation for their children	199	16	92.5%
4.	Is grievance provided to the women employees?	203	12	94.4%
5.	Is institution providing advance festival loans.	207	8	96.2%

