

Step 1 : Visit <https://www.onlinesbi.sbi/sbcollect/>

SBI SB Collect Hindi

HOME TRANSACTION HISTORY FAQs CUSTOMER SUPPORT

STATE BANK COLLECT

- Payments for Services to Corporates, Government and Public Sector Undertakings
- Donations to charitable & religious institutions
- Local taxes like water tax, house tax, property tax
- Payment of fees to educational institutions, hospitals and municipal corporations
- All Payments related to merchants, industry and commercial services
- Pay using Netbanking/Debit/Credit Prepaid Cards, UPI

Search by institution / organisation name (Enter minimum 4 characters)

Select Category

- Educational Institutions** **Click here**
- Religious/Charitable Institutions
- Municipal Corporations
- Govt Departments
- Healthcare Institutions
- PSU-Public Sector Undertaking
- Recruitment
- Private Merchant
- Industry
- Other Institutions

Select Payee

Enter Payment Details

Verify Payment Details

Complete Payment

Print Receipt

Select Payee

Category: Educational Institutions

ctrlq **Search for controller of examination** Filter by State -- Select --

Name of Educational Institutions	State
AU Controller of examination	Andhra Pradesh
AU Controller of examination	All India
CONTROLLER OF EXAMINATION BAPATLA ENGINE	Andhra Pradesh
CONTROLLER OF EXAMINATION KOHIMA SCIENCE COLLEGE	Nagaland
CONTROLLER OF EXAMINATION TNAU COIMBATOR Select this	Tamil Nadu
CONTROLLER OF EXAMINATIONS	TeLANGANA
CONTROLLER OF EXAMINATIONS RAYGADA AUTONOMOUS COLLEGE	Odisha

SBI SB Collect

HOME TRANSACTION HISTORY FAQs CUSTOMER SUPPORT

Payment Progress

Select Payee

Enter Payment Details

Verify Payment Details

Complete Payment

Print Receipt

CONTROLLER OF EXAMINATIONS | NIZAM COLLEGE, OPPL.B.STADIUM BASHEERBAGH, , HYDERABAD-500001

Enter Payment Details

Payment Category:

--Select any Category--

--Select any Category--

UG EXAM FEE A/C- 02117470987 **Select this**

Archival Certificates

Certificate Verification - Online /Company

Consolidated Memo and Provisional Certificate

Course Completion Certificate

Back

© State Bank of India

[Privacy Statement](#) [Disclosures](#) [Terms of Use](#)



Enter Payment Details

Payment Category: UG EXAM FEE A/C- 52117470887

Enter Rollno without any special character

ROLL NO *

Ex: 100923143001

NAME OF STUDENT *

Name as per Intermediate records

COURSE *

--Select COURSE--

YEAR *

MAY- 2025

SEMESTER *

--Select SEMESTER--

CONTACT NO *

TYPE *

--Select TYPE--

FEE AMOUNT *

--Select FEE AMOUNT--

Remarks :

- Thank you for payment
- Fine from 13-05-2025 as per notification

Mobile Number for payment and for future Reference

Enter Your Details

Mobile No *

+91

Enter Payment Details

Payment Category : UG EXAM FEE A/C- 52117470887

ROLL NO : 100922143015

NAME OF STUDENT :

COURSE : BCom CA

YEAR :

SEMESTER : VI

CONTACT NO :

TYPE :

FEE AMOUNT :

Remarks :

- Thank you for payment
- Fine from 13-05-2025 as per notification

Enter Your Details

Mobile No : +91 999999999

Retype Mobile No : +91 999999999

Email ID : devender@gmail.com

On successful completion of payment, you will receive the transaction reference number on this mobile number

On successful completion of payment, you will receive the transaction reference number on this email ID

Select fee type as per notification

If you have 1 backlog select one , 2 backlogs select two... so on....

FEE AMOUNT *

Remarks :

Select fee amount as per notification

- Thank you for payment
- Fine from 13-05-2025 as per notification

Enter Your Details

1300

1100

1200

1300

1600

1650

1690

Enter Your Details

Mobile No :

+ 91 999999999

Retype Mobile No :

+ 91 999999999

Email ID :

devender@gmail.com

On successful completion of payment, you will receive the transaction reference number on this mobile number

On successful completion of payment, you will receive the transaction reference number on this email ID

Check this

I have read and agreed to the [Terms & Conditions](#)

Enter the text as shown in the image :

6r7bf

Select one of the Captcha options *

- Image Captcha
 Audio Captcha



Enter captcha

Back Reset Next



Select Payee



Enter Payment Details



Verify Payment Details



Complete Payment



Print Receipt

Verify Payment Details



CONTROLLER OF EXAMINATIONS

Payment Details

Payment Category : UG EXAM FEE A/C- 52117470887

Total Amount :INR 1,300.00

ROLL NO: 100922143015

NAME OF STUDENT: ajay

COURSE: BCom CA

YEAR: 2025

SEMESTER: VI

CONTACT NO: 9948119417

TYPE: REGULAR

FEE AMOUNT: 1300

Remarks :

Back Next

Net Banking



State Bank of India

Bank Charges: 11.0

[Click Here](#)



Other Banks internet Banking

Bank Charges: 17.7

[Click Here](#)

Card Payments

This payment mode is not available between 23:30 hours IST and 00:30 hours IST



Rupay Debit Card

Bank Charges: 0.0

[Click Here](#)



Credit Cards

Bank Charges: 15.34

[Click Here](#)

Select any options as per your convenient

Other Payment Modes



Branch

Bank Charges: 59.0

[Click Here](#)



NEFT/RTGS

Bank Charges: 15.0

[Click Here](#)

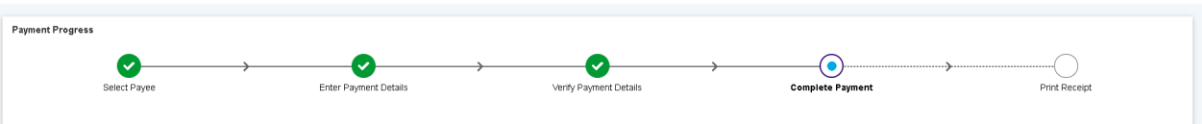
UPI is not available between 22:30 hours IST and 23:30 hours IST



UPI

Bank Charges: 0.0

[Click Here](#)

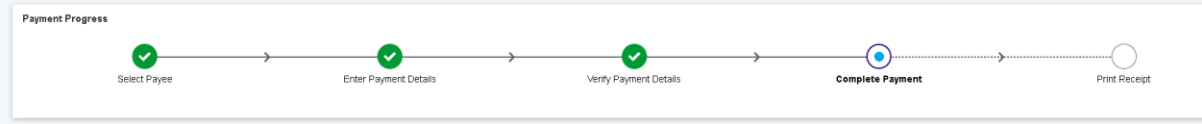


Payment Mode: UPI

Select any options for payment VPA or QR


SB Collect Reference Number : DUO0444383 Transaction Amount : ₹ 1,300.00

VPA :



Payment Mode: UPI

SB Collect Reference Number : DUO0444383 Transaction Amount : ₹ 1,300.00


Please Scan the code
Time Left to Scan & Pay :
04:56

Step 2 : Visit

<https://www.onlinesbi.sbi/sbcollect/sbclink/paymenthistory.htm>

For downloading challan

The screenshot shows the SBI SB Collect Transaction History page. At the top, there is a navigation bar with 'HOME', 'TRANSACTION HISTORY', 'FAQ'S', and 'CUSTOMER SUPPORT'. Below this, the 'Transaction History' section is active. There are two radio buttons: 'By OTP' (selected) and 'By SBCollect Reference Number starting with DU'. Under 'By OTP', there are two input fields: 'Reference No' and 'Mobile Number'. The 'Reference No' field is highlighted with a red arrow. Below these fields is a 'Reference Number' field, also highlighted with a red arrow. To the right of this field is a 'Send OTP' link. Further right is an 'Enter OTP' field, highlighted with a red arrow. A yellow 'Submit' button is located below the 'Reference Number' field, also highlighted with a red arrow. Below the form is a table titled 'Transaction Details' with columns: Reference No, Payee Name, Transaction Date, Payment Mode, Amount(₹), Transaction Status, and Download. The table is currently empty, showing 'No data available in table'. At the bottom, it says 'Showing 0 to 0 of 0 entries'.

Step 3 : Submit the challan along with application and examination counter